

FEATURES

- Controls up to 20-off outstations
- Keyed enable switch
- Optional custom outstation labels
- LCD system status display
- Fault LED
- Internal speaker ,internal microphone
- High audio output for noisy environments (85dB)
- Surface or flush mount
- Vandal resistant design
- Security Screws

DESCRIPTION

The Disabled Refuge EVC series is a range of easy to install, easy to configure and easy to operate BS5839-9 compliant equipment, designed to enable you and your clients to install BS5839-9 compliant vandal resistant disabled refuge EVC systems of up to 20 outstations.

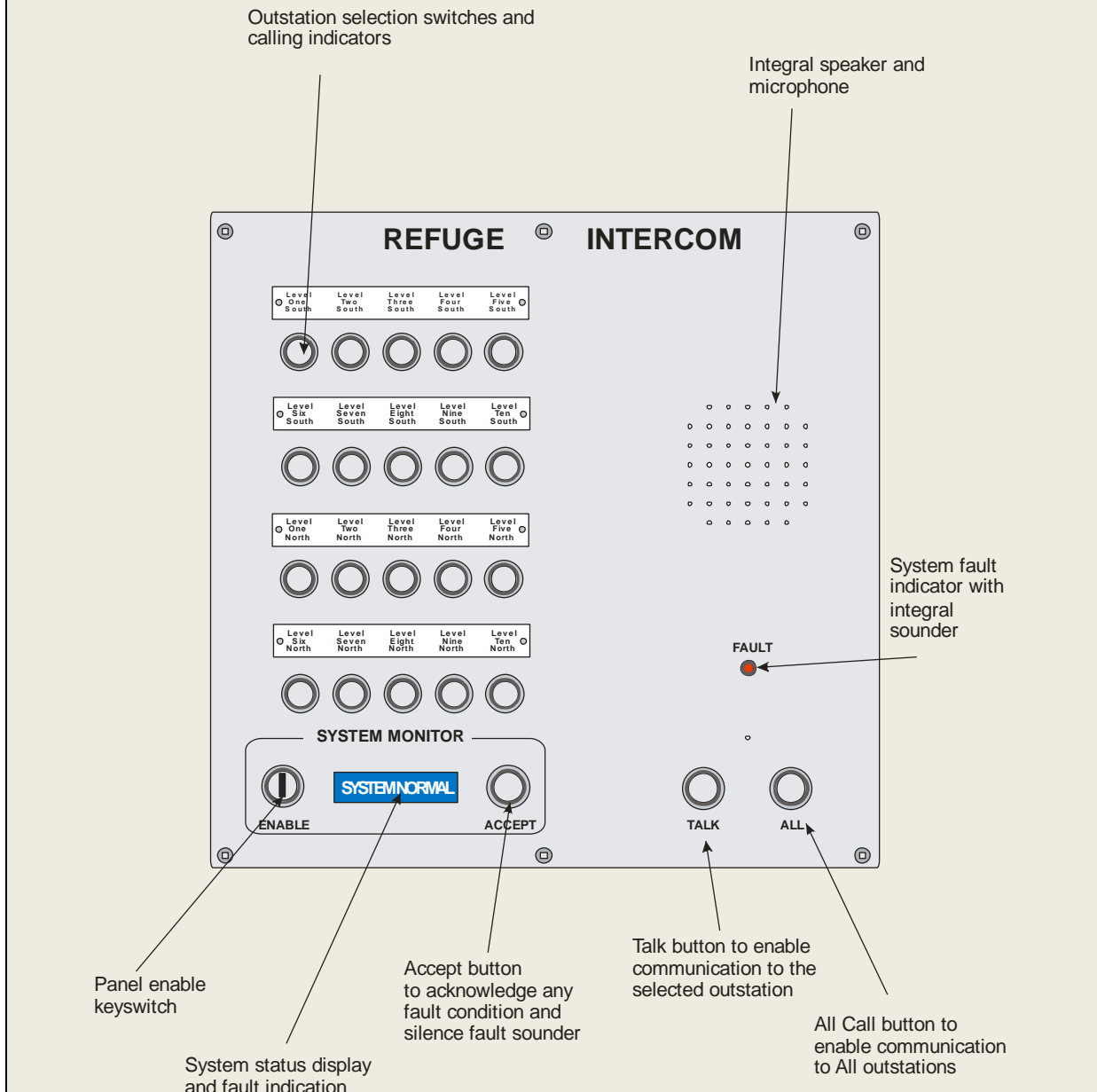
The 20 way standard system master station is a surface/flush desk/wall mounted master station with stainless steel fascia and painted mild steel back boxes for systems of up to 20 outstations. The unit has an integral microphone and speaker and is fitted and LCD display, keyed enable switch, fault LED and large control button. The speaker and microphone volume are adjustable to suite the operating environment with a maximum output of 85dB for noisy areas. The unit is usually mounted in the control area and is used by operator to communicate with the system users in the event of an emergency. This unit is annotated in black, alternative annotation is available on request.

PART NUMBERS

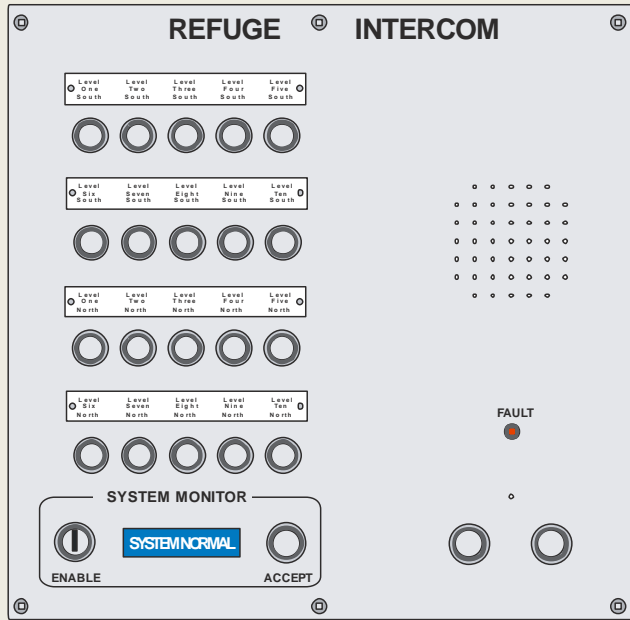
RA7720.01	Surface mount, stainless steel, vandal resistant, 15 way standard system master station
RA7720.05	Flush mount, stainless steel, vandal resistant, 15 way standard system master station

SPECIFICATIONS

Fascia:	Stainless steel, brushed finished, black annotation
Console mount:	Wood surround, black painted, mild steel flush back box insert.
Flush back box:	Mild steel.
Dimensions (console mount):	Width 360mm, Height 404mm, Depth 113mm (approx.)
Dimensions (flush mount):	Width 360mm, Height 404mm, Depth 108mm (approx.)
Power:	24V from standard system monitored battery backed PSU
Audio output:	Max: 85dB



Panel




360mm

404mm

Console Mount




Flush Fitting Bezel



385mm

429mm

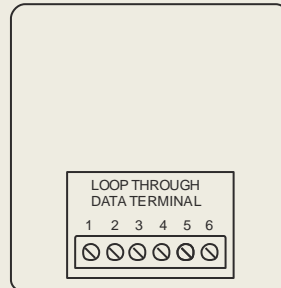
Flush Mount





CONNECTIONS

Standard Master Station



DESIGNED FOR LIFE

At Folknoll all equipment is designed by experience engineers for ease of installation and operation. In particular the design of all Folknoll Disabled Refuge EVC systems have taken into account the BS requirement to use larger fire resistant cabling, providing cable termination within enclosures, allowing room for larger glands and avoiding the need for additional junction boxes.

CUSTOM UNITS

Folknoll is a customer focused company. If you need special software features, custom made units or larger systems, then please contact Folknoll to discuss your requirements.

FURTHER INFORMATION

Please contact us for further information about the wide range of Folknoll products and systems. Folknoll Group, Old North Rd, Royston, HERTS, SG8 5DT, UK

Tel: +44 (0) 1763 234567

Email: sales@folknoll.co.uk

www: www.folknoll.co.uk